

Figure 7a. Sternum (caudal piece, left and right cranial piece) – All Views



sternum caudal-center cau



sternum caudal-center cran



sternum caudal-center dors



sternum caudal-center later



sternum caudal-center later



sternum caudal-center vent



sternum cranial-l caudal




sternum cranial-l cranial




sternum cranial-l dorsal



sternum cranial-l lateral l



sternum cranial-l lateral r



sternum cranial-l ventral



sternum cranial-r caudal



sternum cranial-r cranial



sternum cranial-r dorsal



sternum cranial-r lateral l



sternum cranial-r lateral r



sternum cranial-r ventral

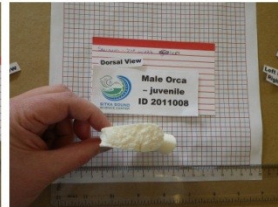
Figure 7b. Sternum (left and right middle piece) – All Views



sternum mid-l caudal



sternum mid-l cranial



sternum mid-l dorsal



sternum mid-l lateral l



sternum mid-l lateral r



sternum mid-l ventral



sternum mid-r caudal



sternum mid-r cranial



sternum mid-r dorsal



sternum mid-r lateral l



sternum mid-r lateral r



sternum mid-r ventral

Figure 8a. Sternal ribs (#1-2, left and right) – All Views



sternal rib 01l a



sternal rib 01l b



sternal rib 01l c



sternal rib 01l d



sternal rib 01l e



sternal rib 01l f



sternal rib 01r a



sternal rib 01r b



sternal rib 01r c



sternal rib 01r d



sternal rib 01r e



sternal rib 01r f



sternal rib 02l a



sternal rib 02l b



sternal rib 02l c



sternal rib 02l d



sternal rib 02l e



sternal rib 02l f



sternal rib 02r a



sternal rib 02r b



sternal rib 02r c



sternal rib 02r d



sternal rib 02r e



sternal rib 02r f

Figure 8b. Sternal ribs (#3-4, left and right) – All Views



sternal rib 03l a



sternal rib 03l b



sternal rib 03l c



sternal rib 03l d



sternal rib 03l e



sternal rib 03l f



sternal rib 03r a



sternal rib 03r b



sternal rib 03r c



sternal rib 03r d



sternal rib 03r e



sternal rib 03r f



sternal rib 04l a



sternal rib 04l b



sternal rib 04l c




sternal rib 04l d



sternal rib 04l e



sternal rib 04l f



sternal rib 04r a



sternal rib 04r b



sternal rib 04r c



sternal rib 04r d



sternal rib 04r e




sternal rib 04r f

Figure 8c. Sternal ribs (#5-6, left and right) – All Views



sternal rib 05l a



sternal rib 05l b



sternal rib 05l c



sternal rib 05l d



sternal rib 05l e



sternal rib 05l f



sternal rib 05r a



sternal rib 05r b



sternal rib 05r c



sternal rib 05r d



sternal rib 05r e



sternal rib 05r f



sternal rib 06l a



sternal rib 06l b



sternal rib 06l c



sternal rib 06l d



sternal rib 06l e



sternal rib 06l f



sternal rib 06r a



sternal rib 06r b



sternal rib 06r c



sternal rib 06r d




sternal rib 06r e




sternal rib 06r f

Figure 8d. Sternal ribs (#7-8, left and right) – All Views



sternal rib 07l a



sternal rib 07l b



sternal rib 07l c



sternal rib 07l d



sternal rib 07l e



sternal rib 07l f



sternal rib 07r a



sternal rib 07r b



sternal rib 07r c



sternal rib 07r d



sternal rib 07r e



sternal rib 07r f



sternal rib 08l a



sternal rib 08l b



sternal rib 08l c



sternal rib 08l d



sternal rib 08l e



sternal rib 08l f




sternal rib 08r a



sternal rib 08r b



sternal rib 08r c



sternal rib 08r d



sternal rib 08r e




sternal rib 08r f


Figure 9a. Ribs (#1-2, left and right) – All Views



rib 01l lateral l



rib 01r lateral r



rib 02l lateral l



rib 02r lateral r



rib 01l cranial



rib 01r cranial



rib 02l cranial



rib 02r cranial



rib 01l caudal



rib 01r caudal




rib 02l caudal



rib 02r caudal

Figure 9b. Ribs (#3-4, left and right) – All Views



rib 03l lateral l



rib 03r lateral r




rib 04l lateral l




rib 04r lateral r




rib 03l cranial




rib 03r cranial




rib 04l cranial




rib 04r cranial




rib 03l caudal



rib 03r caudal




rib 04l caudal




rib 04r caudal


Figure 9c. Ribs (#5-6, left and right) – All Views




rib 05l lateral l



rib 05r lateral r



rib 06l lateral l




rib 06r lateral r




rib 05l cranial




rib 05r cranial




rib 06l cranial



rib 06r cranial




rib 05l caudal



rib 05r caudal



rib 06l caudal




rib 06r caudal

Figure 9d. Ribs (#7-8, left and right) – All Views




rib 071 lateral l




rib 07r lateral r




rib 081 lateral l




rib 08r lateral r




rib 071 cranial



rib 07r cranial




rib 081 cranial




rib 08r cranial



rib 071 caudal



rib 07r caudal



rib 081 caudal



rib 08r caudal

Figure 9e. Ribs (#9-10, left and right) – All Views

